

# KRAEMER

Coming April 2012

Shop online at our New  
Online WEB-Store

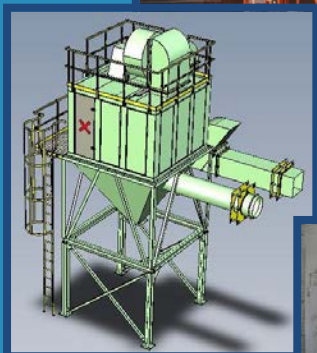
## “B” TYPE DUST COLLECTORS

Why is the Kraemer B unit  
one of the lowest costing,  
longest lasting unit in the  
wood industry?

1. Lowest updraft velocity
2. Highest efficiency with the industries only:
  - a) Primary separator
  - b) Secondary separator
3. Same unit used inside or outside
4. From 5 hp to 40 hp in all voltages
5. 5” filters for fine dust
6. 8” filters for mixed dust
7. Lowest operating cost of all wood dust collectors by volume
8. Epoxy coated inside and out for years of great looks to match its great operation.
9. Internal cyclone spins dust out before it contacts the bags.
10. 10 year warranty!

### Standard & Arrangement 1

- Extractor fan with TEFC high efficiency motor and drives
- Electric filter shaker with TEFC motor and gear reducer(s)
- Polyester filter bags, 5” or 8” dia. (washable)
- Inlet back draft damper
- Support legs
- Drums, connector sleeves and quick disconnect clamps
- Sprinkler connection in filter cabinet
- Easy access door to filter section
- Explosion door(s) available (not included)
- OSHA guards
- Summer/Winter damper for return air line available (not included)



### Arrangements 5 & 6

- Extractor fan with TEFC high efficiency motor and drives
- Electric filter shaker with TEFC motor and gear reducer(s)
- Polyester filter bags, 5” or 8” dia.
- Inlet back draft damper
- Structural steel frame
- Rotary air lock for continuous waste removal
- Sprinkler connection in filter cabinet
- Easy access door to filter section
- Explosion door(s) available (not included)
- Safety platform, railings and ladder(s)
- Bin Collection
- OSHA guards
- Fire damper available (not included)
- Summer/Winter damper for return air line available (not included)

*“It starts with a simple paper sketch, then to Solidworks 3D model, then finally to fully finished and installed system.”*



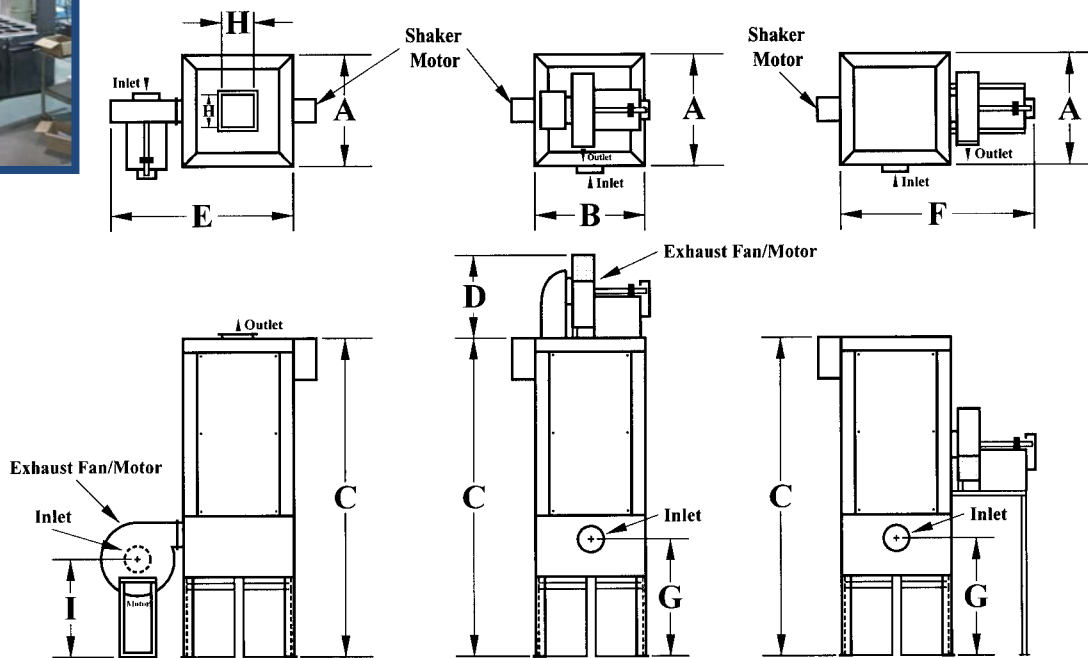
# "B" TYPE DUST COLLECTORS



Standard

Arrangement 1

Arrangement 2



TYPE	CFM at 10" S.P.	FAN HP	SHAKER HP	FILTER AREA		INLET DIA.	WEIGHT APPROX. (lbs.)	NUMBER OF DRUMS	A	B	C	D	E	F	G	H	I
				8" Ø	5" Ø												
B 09	1684	5	1/2	170	210	9"	800	2	41	48	139	31	67	74	51	12	45
B 11	2600	7 1/2	1/2	245	330	11"	1200	4	48	48	139	38	79	86	51	14	40
B 13	3600	10	1/2	340	425	13"	1500	4	60	60	139	42	96	101	51	16	39
B 15	4900	15	1/2	405	550	15"	1700	4	60	60	147	48	101	106	56	18	44
B 17	6500	20	3/4	530	690	17"	2500	4	72	72	147	54	117	120	56	22	41
B 19	8152	25	3/4	685	855	19"	2600	6	84	84	147	59	135	139	56	24	38
B 21	9820	30	1	840	1010	21"	2800	6	96	96	147	69	153	158	56	26	35
B 23	12889	40	1	1406	1920	23"	3200	6	112	112	147	71	171	176	56	28	33

## General Specifications

- Free standing
- Weatherproof, OSHA guards
- Heavy gauge steel construction
- Prime and finish painted
- Motors – TEFC, high efficiency
- Flexible drum sleeves with quick disconnect clamps
- Polyester filters with snap-in rings (washable)
- Hinged access door to filter section
- Sprinkler connection in filter house
- Explosion relief door available

Choice of orientation for the following:

- Inlet
- Outlet
- Shaker motor

## Note:

- Listed dimensions are for reference only
- We reserve the right to make technical improvements without prior notice
- CFM is less on standard and arrangements 3 & 5, due to the material handling blower wheel

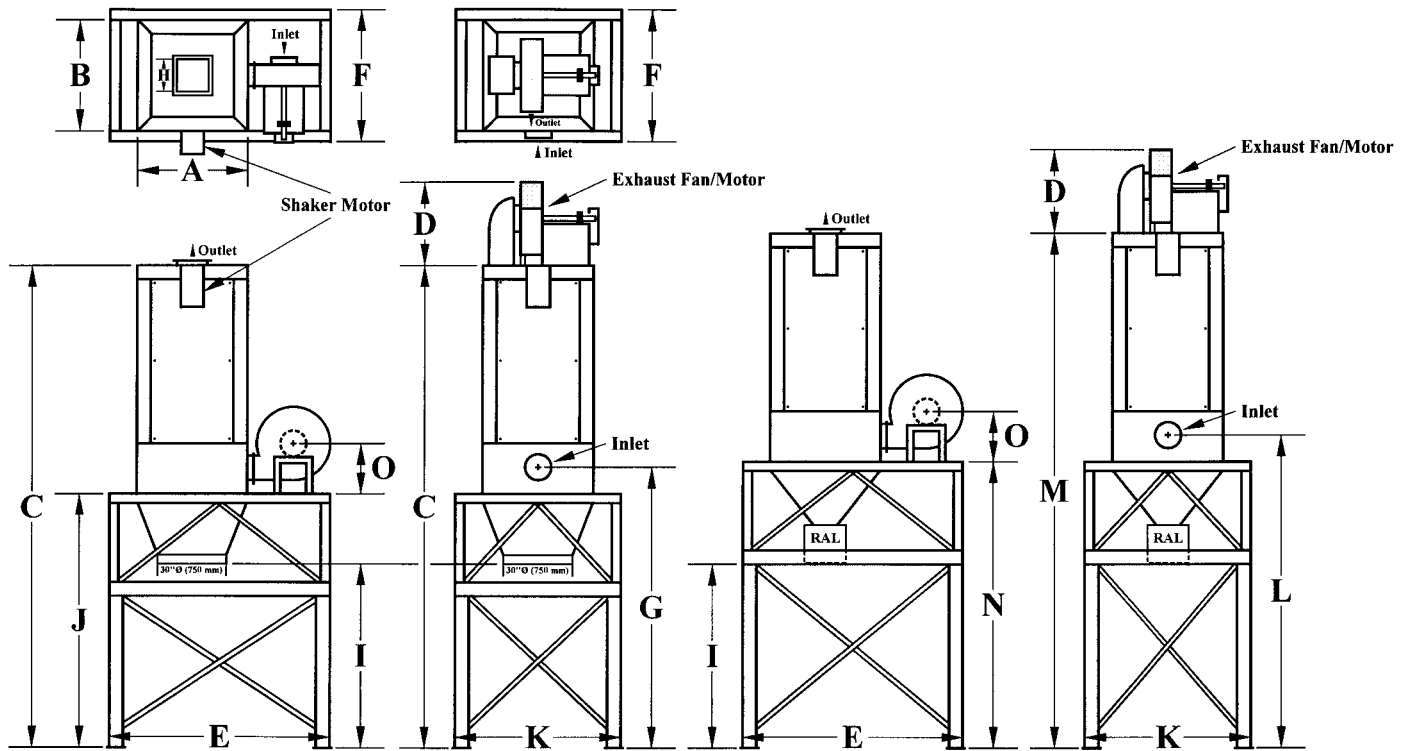


### Arrangement 3

### Arrangement 4

### Arrangement 5

### Arrangement 6



TYPE	CFM at 10" S.P.	FAN HP	SHAKER HP	FILTER AREA		INLET DIA.	WEIGHT APPROX. (lbs.)	A	B	C	D	E	F	G	H	I	J	K	L	M	N	O
				8" Ø	5" Ø																	
B 09	1684	5	1/2	170	210	9"	1200	41	48	185	31	96	50	97	12	72	86	72	124	212	113	17
B 11	2600	7 1/2	1/2	245	330	11"	1500	48	48	191	38	96	57	103	14	72	92	72	131	219	120	20
B 13	3600	10	1/2	340	425	13"	1800	60	60	203	42	108	69	115	16	72	104	96	149	237	138	23
B 15	4900	15	1/2	405	550	15"	2200	60	60	211	48	108	69	119	18	72	104	96	153	245	138	26
B 17	6500	20	3/4	530	690	17"	3000	72	72	223	54	120	81	131	22	72	116	96	167	259	152	29
B 19	8152	25	3/4	685	855	19"	3200	84	84	235	59	144	93	143	24	72	128	96	179	271	164	34
B 21	9820	30	1	840	1010	21"	3500	96	96	247	69	162	105	155	26	72	140	105	189	281	174	36
B 23	12889	40	1	1406	1920	23"	4000	112	112	263	71	183	121	171	28	72	156	121	205	297	191	39

RAL = Rotary Air Lock (Valve)

B 09 to B 11 – Size 10

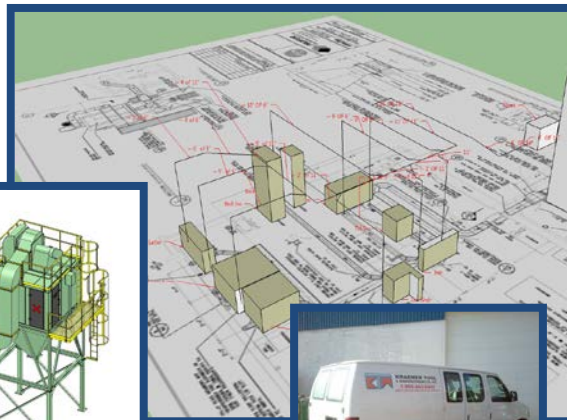


Others – Size 14

- Push in or pull through available
- Arrangement 3 and 4 come with 30" dia. outlet & sleeve to closed bin (bin not included)
- Air return line available
- Foot mounting plates 9" X 9" come with collector
- 5" polyester filter bags for fine dust
- 8" polyester filter bags for mixed dust
- OSHA guards
- Explosion door available

#### Note:

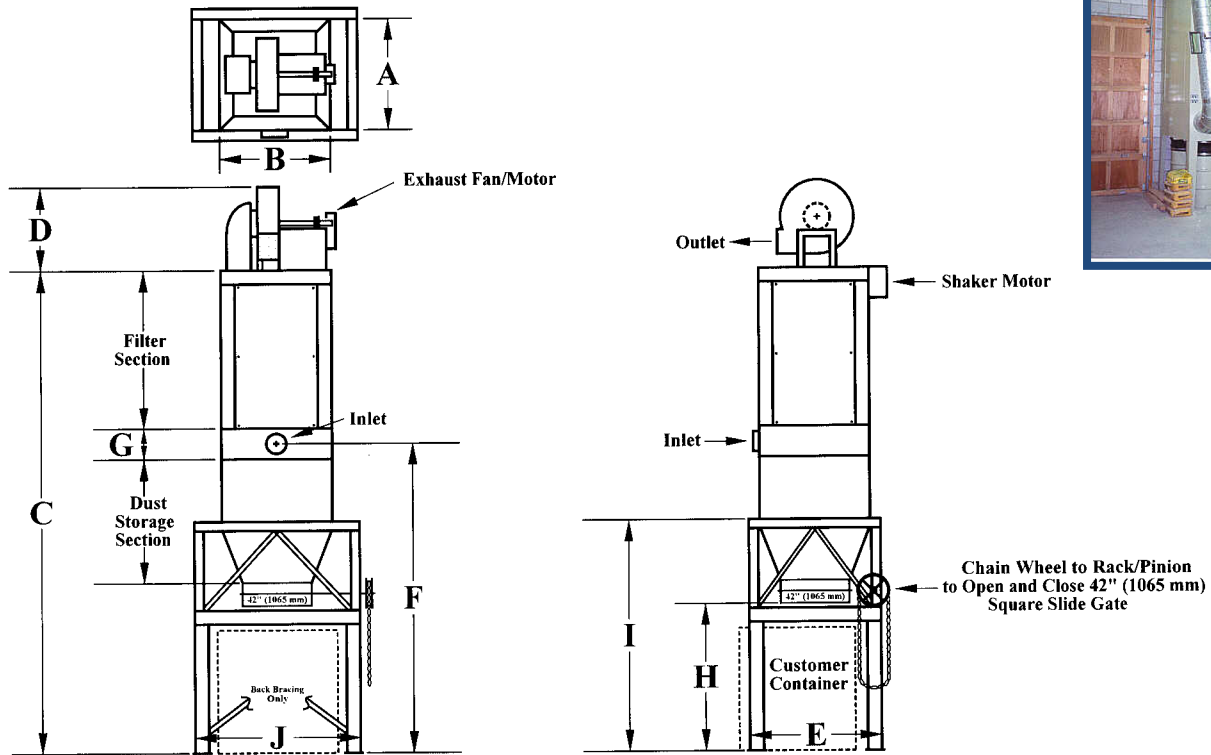
- Listed dimensions are for reference only
- We reserve the right to make technical improvements without prior notice

Ask us for your complete shop solution. Kraemer's highly rated shaker dust collector + quick lock ducting designed for your shop + full installation and service, all warranted for 10 years.



# "B" TYPE DUST COLLECTORS

## Arrangement 7



TYPE	CFM at 10" S.P.	FAN HP	SHAKER HP	FILTER AREA		INLET DIA.	WEIGHT APPROX. (lbs.)	A	B	C	D	E	F	G	H	I	J	STORAGE (ft <sup>3</sup> )
				8" Ø	5" Ø													
B 09	1684	5	1/2	170	210	9"	1200	41	48	231	31	50	143	22	72	96	72	50
B 11	2600	7 1/2	1/2	245	330	11"	1500	48	48	237	38	57	149	22	72	102	72	70
B 13	3600	10	1/2	340	425	13"	1800	60	60	249	42	69	161	22	72	114	96	120
B 15	4900	15	1/2	405	550	15"	2200	60	60	257	48	69	165	30	72	114	96	120
B 17	6500	20	3/4	530	690	17"	3000	72	72	269	54	81	177	30	72	126	96	180
B 19	8152	25	3/4	685	855	19"	3200	84	84	281	59	93	189	30	72	138	96	270
B 21	9820	30	1	840	1010	21"	3500	96	96	293	69	105	201	30	72	150	105	370
B 23	12889	40	1	1406	1920	23"	4000	112	112	309	71	121	217	30	72	166	121	480

### General Specifications

- Arrangement 7 has storage and manually operated gate
- Pull through system (fan is on clean air side)
- 5" polyester filter bags for fine dust
- 8" polyester filter bags for coarse or mixed dust
- Return air line available
- OSHA guards and drives
- Heavy gauge steel construction
- Welded and field bolted steel construction
- High efficiency motor

Choice of orientation for the following:

- Inlet
- Outlet

### Note:

- Listed dimensions are for reference only
- Certified correct drawing will be issued before construction
- We reserve the right to make technical improvements without prior notice

# 10 Year Warranty

**KRAEMER TOOL & MFG. CO. INC.**

1202 Barton Street, P.O. Box 10509 STN Winona, Ontario Canada L8E 5R1 (905) 372-0400

1-800-443-6443 Fax: 1-866-229-5792

www.kraemertool.com

